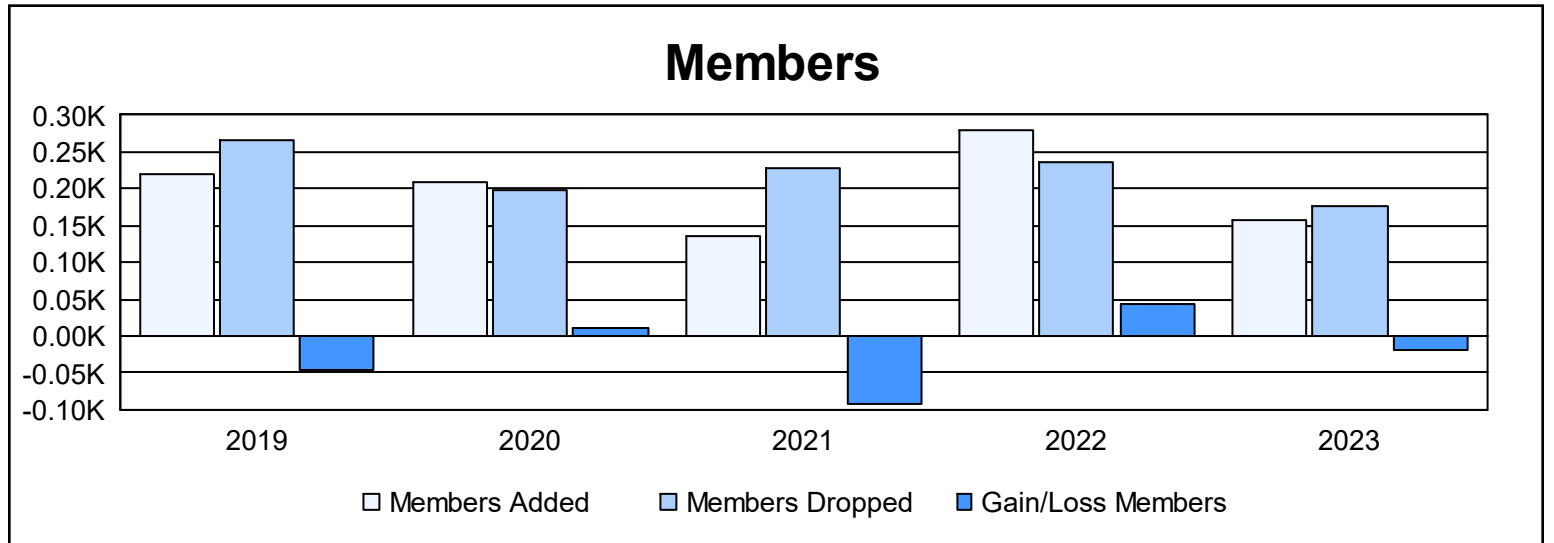
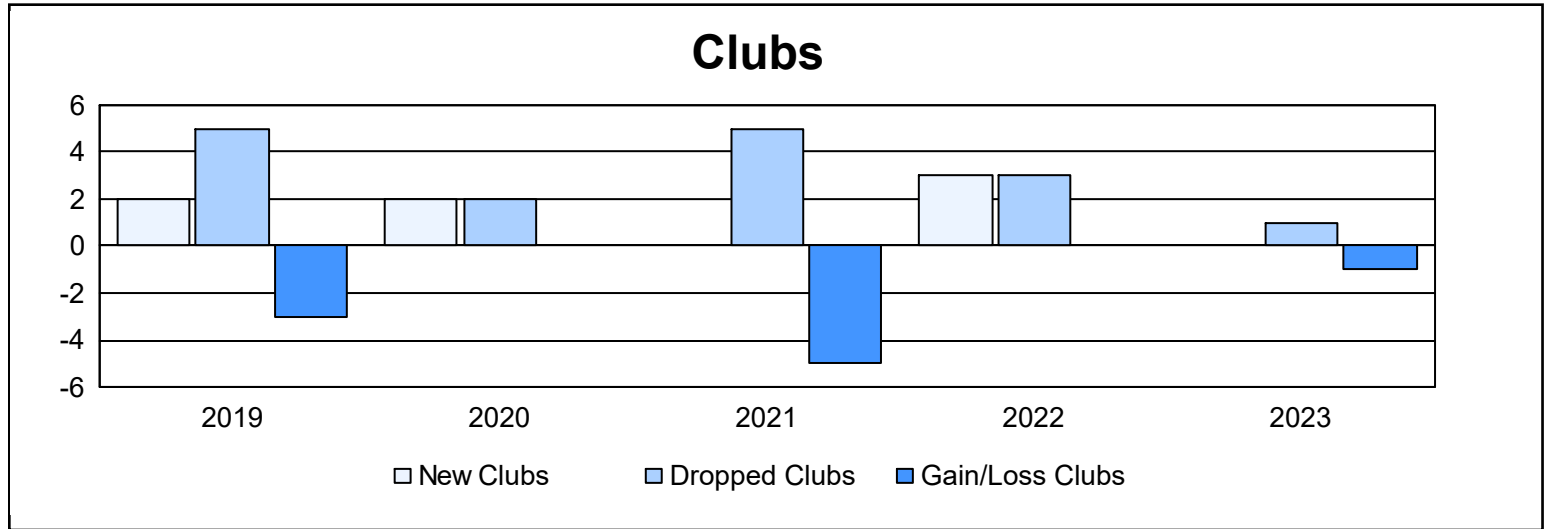
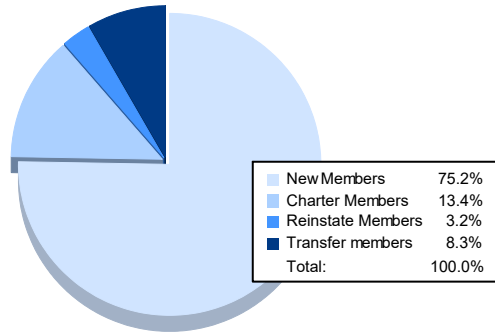


| Year | New Clubs | Dropped Clubs | Gain/ Loss Clubs | New Members | Charter Members | Reinstate Members | Transfer Members | Total Member Added | Total Members Dropped | Gain/ Loss Members |
|----------------|-----------|---------------|------------------|-------------|-----------------|-------------------|------------------|--------------------|-----------------------|--------------------|
| 2018-2019 | 2 | 5 | -3 | 120 | 78 | 5 | 18 | 221 | 267 | -46 |
| 2019-2020 | 2 | 2 | 0 | 123 | 71 | 6 | 8 | 208 | 198 | 10 |
| 2020-2021 | 0 | 5 | -5 | 94 | 14 | 4 | 23 | 135 | 228 | -93 |
| 2021-2022 | 3 | 3 | 0 | 146 | 114 | 2 | 17 | 279 | 236 | 43 |
| 2022-2023 | 0 | 1 | -1 | 118 | 21 | 5 | 13 | 157 | 176 | -19 |
| Average | 1 | 3 | -2 | 120 | 60 | 4 | 16 | 200 | 221 | -21 |



Membership Composition June 2023 Cumulative



Gender Composition June 2023 Cumulative

